

Douglas County

Community Development



Is proud to announce the release of the new
Inspection Request App on the Apple App Store
and Google Play!

Step 1:



* Once downloaded

this will

To Download the App search:

be the home

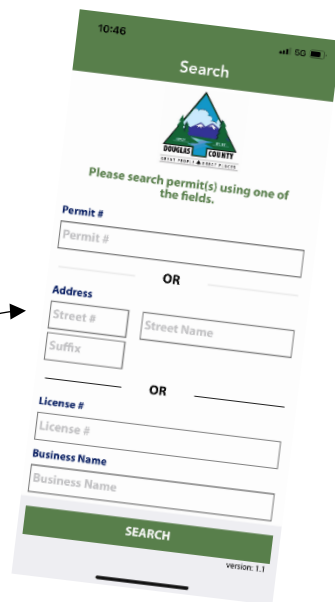
screen *

Douglas Cty Inspection Request

Step 2: To schedule inspections

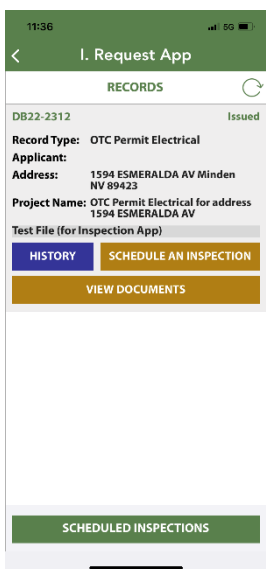
please type in a permit #

DBxx-xxxx

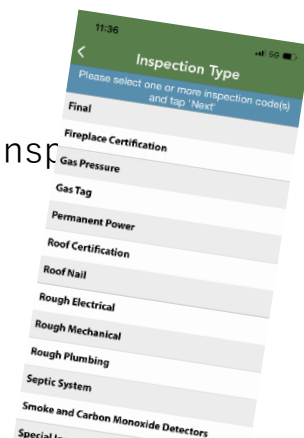


Step 3:

Next you will see your permit and the options to
schedule an inspection, view documents, inspection history, and
scheduled inspections

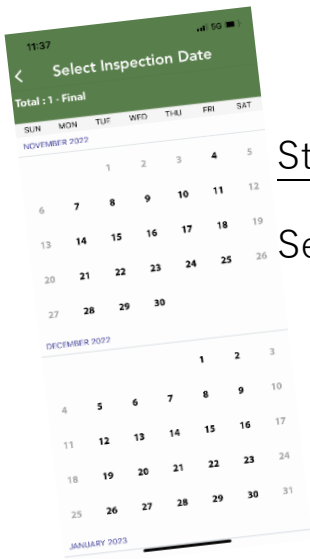


Step 4: After clicking schedule an insp



you will select the type of

inspection



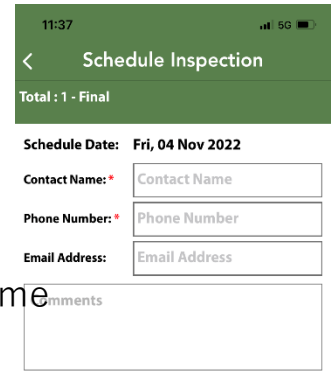
Step 5:

Select the date of inspection

Step 6:

Fill in a contact name, phone number, email & comments if needed

Click Submit



Step 7:

You will see your scheduled inspection!

* The day of the inspection (after 8:00 AM) you can look up the expected time

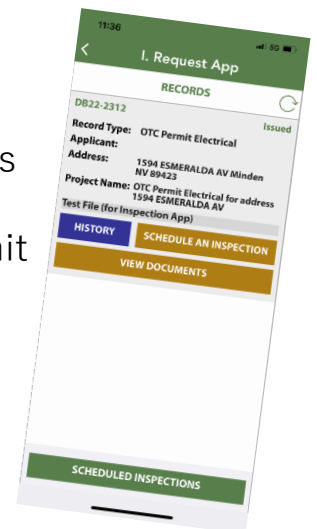
of inspection and who your inspector is

- by looking up your permit and clicking



Please cancel inspection if work is not complete for the inspection being scheduled

Cancel under the scheduled inspection screen



➤ Remember to schedule the inspection before 3:30pm for next business day inspection!

- The time listed is a two-hour window from the expected arrival (could be before or after expected time)

Google Play QR Link



Apple Store QR Link

